

- Handfeeding with vacuum in feeding conveyor
- Automatic feeding by two clamps
- Automatic feeding by spreading clamps
- Connection between sewing system and folder
- Transfer system with feeder turner and 90° turner



Feeding options

- Precise crossfolding through an optimal alignment of piece through roll-off conveyor
- Precisely aligned transport of the item into the crossfolder by controlled doffer rollers
- Transport belts running in direction of the crossfold (A) plus a mechanical folding blade guarantee the best folding quality and unlimited centering-possibilities (fold distribution)
- Sorting is possible over the crossfold section



Crossfolding with positioning

- Easy change of sizes with a few turns of a handle (without removing screws) you are able to run with different cardboard sizes
- Magazine width and height is changeable via spindle
- Exact separation of cardboards
- Exact alignment of the cardboards
- Cardboards for second quality can be selected via the program



Flexible cardboard inserter

- Exact positioning of the folded item on the stacker plate
- Number of pieces in the stack can be changed via program
- Quality sorting is possible via the stacker
- Optional second quality stacker for second and third quality sorting



Stacker with top-transport

**JENSEN**



#### Touch Screen

- Program, menu and information can be selected directly on the screen by finger touch

#### Touch Screen

- Machine side-views of different segments are graphically shown
- Working and service staff can adjust the machine directly via the screen



Picture: Jentex 5 x 5  
Subject to change. Pictures and layouts are partly optional.

#### Installation

JENSEN is pleased to assist you in planning your laundry providing excellent consulting, layouts and technical data. Authorized JENSEN distributors or JENSEN engineers should carry out the installation to ensure the correct performance.

#### Service

In addition JENSEN provides an extraordinary after sales service through a worldwide network of highly qualified Sales and Service Centers and distributors, all with their own maintenance and spare parts services.

#### Call us...

JENSEN provides a complete range of heavy-duty equipment for the laundry industry, delivered and installed according to your specifications. Please do not hesitate to contact us for further advice and information, or visit [www.jensen-group.com](http://www.jensen-group.com)

#### Local contact:

[www.jensen-group.com](http://www.jensen-group.com)

Printed in Germany 1000 / 108.2007 © Arleker Jakob AG, CH-1783 Barbènette, Switzerland

We make folds

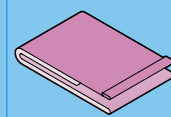
Jensen Textile

**Jentex**  
The extremely universal  
and high quality textile folder


**JENSEN**

### 5 Lateral folds

2 LF  
Top hem



3 LF  
Top hem

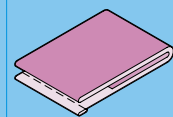


4 LF  
Top hem



### 4 Lateral folds

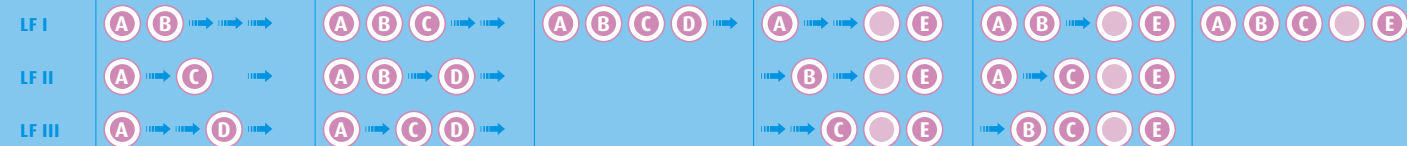
2 LF  
Inside fold



3 LF  
Inside fold



4 LF  
Inside fold

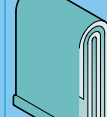


### 5 Crossfolds

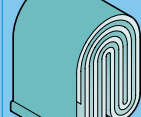
2 XF  
Top hem



3 XF  
Top hem

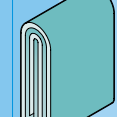


4 XF  
Top hem

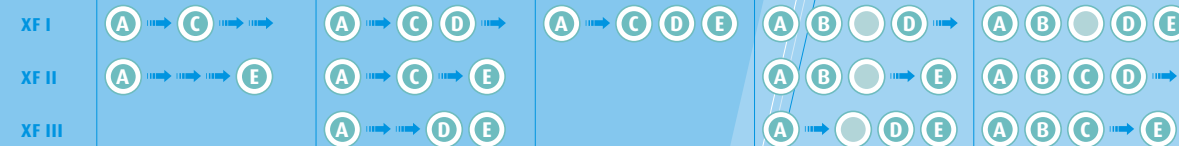


### 4 Crossfolds

3 XF  
Inside fold



4 XF  
Inside fold

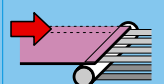


### Lateral folds LF

1

**Feeding System**

- Hem first or hem to the side
- Max. linen size 3100 x 6000 mm
- Min. linen size 800 x 800 mm
- Five different feeding systems



2

**Lateral fold A**

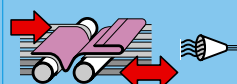
- Airblast between pinch-rolls
- Freely adjustable for your specific dimensions
- Optional: Mechanical by-pass



3

**Lateral fold B**

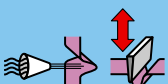
- Folding with airblast and reversing conveyor
- Freely adjustable for your specific dimensions
- Optional: Knife fold



4

**Lateral fold C**

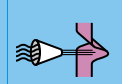
- Folding with airblast and/or mechanical knife
- Mecanical by-pass standart
- Freely adjustable for your specific dimension



5

**Lateral fold D**

- Airblast between pinch-rolls
- Freely adjustable for your specific dimensions



6

**Lateral fold E**

- Airblast between pinch-rolls
- Optional: Reversing conveyor or mechanical knife, the mechanical knife can also be used as mechanical by-pass
- Freely adjustable for your specific dimensions



### Cross folds XF

7

**Crossfold A**

- Folding with mechanical knife, knife can also be used as mechanical by-pass
- Automatic measuring/positioning



8

**Crossfold B**

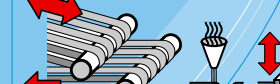
- Airblast and reversing conveyor
- Adjustable for heavy and light material



9

**Crossfold C**

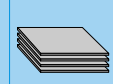
- Airblast and/or mechanical knife with reversing conveyor



10

**Cardboards**

- Flexible cardboard inserter



11

**Crossfold D and E**

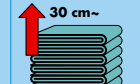
- Outside swingarm station with folding blades
- Automatic height adjustment (adapt thickness of material)



12

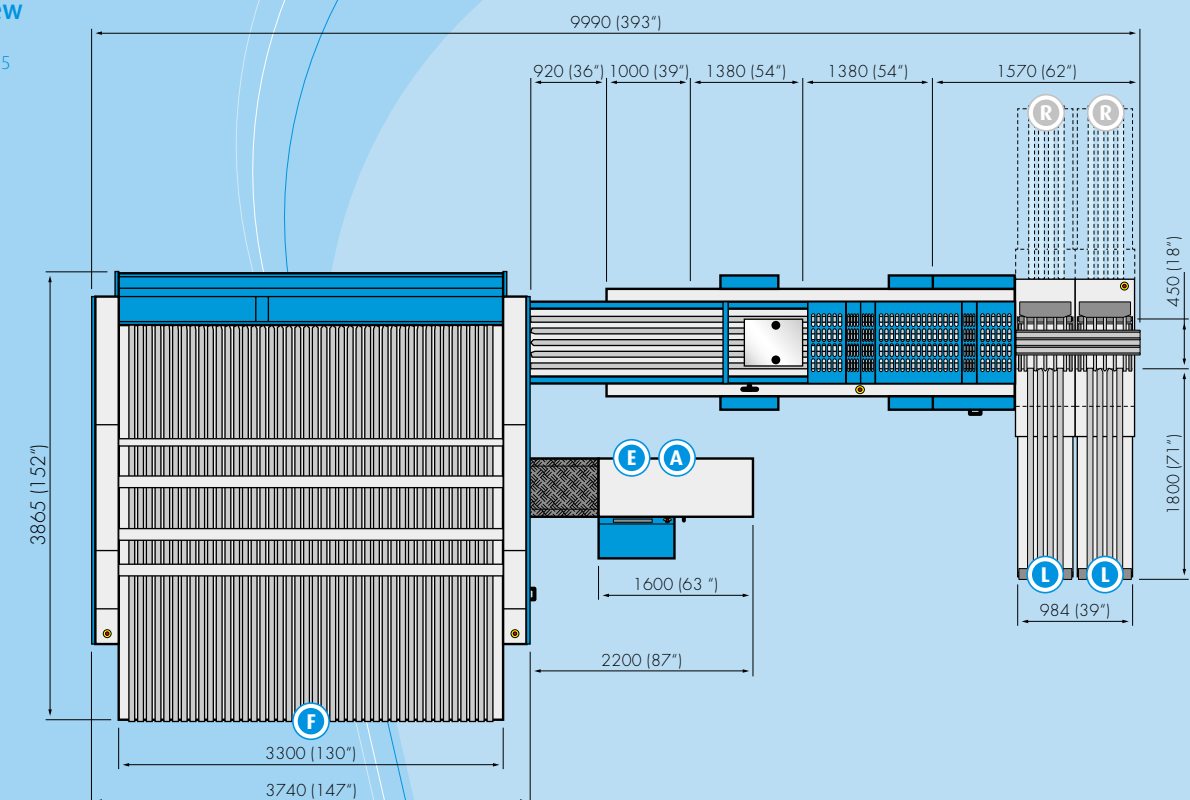
**Stacker**

- Overhead transport belts for positioning
- Max. stacking height approx. 30 cm / 12"



### Top View

Picture:  
Jentex 5 x 5



#### Air consumption

6 bar / 85 psi  
24m<sup>3</sup>/h / 850 cu./ft./h  
0 1"



#### Electrical connection Euro

3 x 400 V / 50 Hz  
15 A / 10 kW

#### Electrical connection U.S.

3 x 230 V / 60 Hz  
24 A / 10 kW



#### Shipping dimensions

40 foot container  
G.w. 4600 kg / 10200 lbs  
N.w. 4100 kg / 9100 lbs

# Jentex

...we supply systems tailor made to your specific needs

#### Application

Extremely universal, high-quality folder for bed sheets, quilt covers, curtains, table linens and blankets.

Free standing unit or connected to an automatic sewing machine.

#### Models

The JENTEX folder is designed as an all-in-one folder. The JENTEX has the new crossfolder system with a roll-off conveyor delivering the linen to the first crossfold station.

The following models are available:

- JENTEX 4 x 4
- JENTEX 4 x 5
- JENTEX 5 x 4
- JENTEX 5 x 5

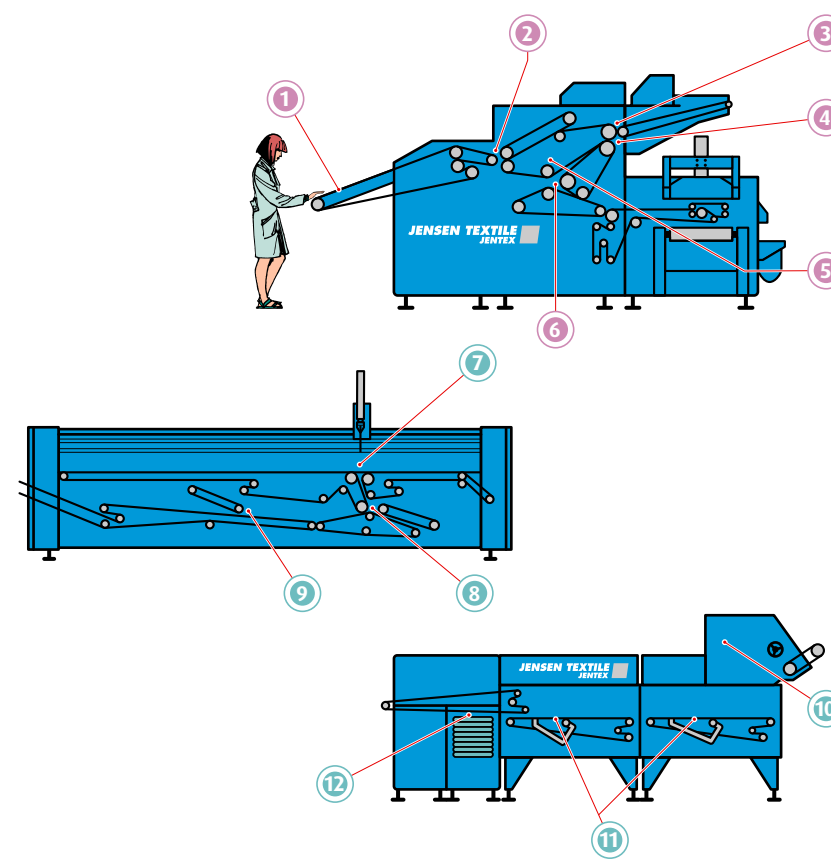
Other combinations are available upon request.

#### Capacity / Speed

- Standard working width 3100 mm / 122" and maximum length of linen to be folded is 6000 mm / 236"
- Maximum working width of crossfolder is 600 mm / 231/2"
- Maximum working speed 36 m/min. / 118 ft./min.
- Cycle time: 5 sec. for a feeding length of 1660 mm / 66"

#### Control System

All machine operations are controlled from a microprocessor based on PLC. The control system can easily be programmed on site to accommodate changing customer requirements. The control terminal touch screen memorizes up to 99 different programmes. Optional: Printer for statistics.



#### Features

Up to five lateral folds (LF) and five crossfolds (XF).

After lateral folding the linen is placed by a roll-off conveyor on the crossfold-bed where the belts run parallel to the folded linen insuring that the piece stays parallel.

The first crossfold is placed off-center in the machine. This allows the linen to be remeasured before making the first crossfold, insuring an accurate fold.

This is similar to the measuring done in the lateral fold section.

The speed of the roll-off conveyor is controlled via frequency inverters through the PLC.

- Automatic card board insertion (optional):  
min. 200x200 mm / 8 x 8",  
max. 380x380 mm / 15 x 15".
- 1st and 2nd quality stackers (optional)
- Quality sorting, up to 4 different
- Laser positioning, x, y-axis (optional)
- Optional 6 x 9" - module (pat.)

**F** Feeding conveyor

**A** Air connection

**E** Electrical connection

**L** Stacker outlet left

**R** Stacker outlet right

**JENSEN**